







# Quick Reference

---

These symbols are used in Operating Controls section:

SYMBOL	COMPONENT	SEE PAGE
I	ON – ignition switch	17
○	OFF – ignition switch	17
	START button	18
	STOP – engine stop switch	18
	RUN – engine stop switch	18
	PGM-FI Malfunction Indicator Lamp (MIL)	20
	fuel reserve indicator	20
	ignition indicator	20