

G switch

CRF1100D/D4

The G switch can change the engine characteristics of your vehicle to help improve traction and machine control for off-road riding by reducing the amount of clutch slip during throttle operation.

u Other than USER 1 and USER 2 MODE

Each time the ignition switch is turned to the ON position, the G switch [G] will automatically be set to default setting.





USER 1 and USER 2 MODE

The G switch [G] setting will be maintained even if the ignition switch is turned to the OFF position.

u The G switch [G] may not compensate for rough road conditions.

Always consider road and weather conditions, as well as your skills and condition, when applying throttle.

G switch on or off

- When using the  favorite switch.
 - ① Stop the vehicle and close the throttle completely.
 - ② Select [G Switch] of the  favorite switch. 
 - ③ Press the  favorite switch.

