





Switches *(Continued)*

CRF1000D/D II

Headlight dimmer/Passing light control switch


-  : High beam
-  : Low beam
-  **PASS** : Flashes the high beam headlight.

Shift up switch (+)

To shift up the gear.  **P.79**

Handle grip heater switch

CRF1000D II


Change the handle grip heater level or turn the handle grip heater on and off.  **P.58**

Horn button

Turn signal switch

Pressing the switch turns the turn signal off.

Torque Control switch

Torque Control level setting and Torque Control on/off.  **P.61**

Shift down switch (-)

To shift down the gear.

 **P.79**

AT/MT Switch

To shift between the AT MODE and MT MODE.  **P.77**

