








## To Shift to the Setting Mode

Press and hold the **MODE** button and **SEL**  (up) or **SEL**  (down) button until main menu screen is displayed with your motorcycle stopped.

### Main menu screen

12:34	SETTING	0 mph
SPORTS KIT	HISS INDICATOR	DOWN LVL
EXIT		
<b>FUNCTION</b>	<b>QUICKSHIFTER</b>	<b>UP</b>
LAP TIME	SUSPENSION A1	DOWN
DISPLAY	SUSPENSION A2	UP LVL

Select a menu by pressing the **SEL**  (up) or **SEL**  (down) button and press the **MODE** button.

- ▶ Press and hold the **SEL**  (up) or **SEL**  (down) button to move the menu quickly.