












Maintenance Schedule

Items		Frequency	Odometer Reading *1							Refer to page	
			× 1,000 mi	0.6	4	8	12	16	20		24
			× 1,000 km	1.0	6.4	12.8	19.2	25.6	32.0		38.4
Emission-Related Items	Fuel Line					I		I		I	–
	Throttle Operation					I		I		I	77
	Air Cleaner *2						I			I	–
	Spark Plugs		Every 16,000 mi (25,600 km): I Every 32,000 mi (51,200 km): R							–	
	Valve Clearance							I			–
	Engine Oil		Initial = 600 mi (1,000 km) or 1 month: R Regular = Every 8,000 mi (12,800 km) or 12 months: R							60	
	Engine Oil Filter			R		R		R		R	62
	Radiator Coolant *4					I		I		R	65
	Cooling System					I		I		I	–
	Secondary Air Supply System					I		I		I	–
Evaporative Emission Control System*3						I			I	–	
Exhaust Gas Control Actuator Cable			Every 16,000 mi (25,600 km): I							–	

Maintenance Level

: Intermediate. We recommend service by your dealer, unless you have the necessary tools and are mechanically skilled. Procedures are provided in an official Honda Service Manual (➔P. 106).

: Technical. In the interest of safety, have your motorcycle serviced by your dealer.

Maintenance Legend

I: Inspect (clean, adjust, lubricate, or replace, if necessary)
R: Replace **L**: Lubricate