



Switches

Headlight dimmer switch

-  : High beam
-  : Low beam



Horn button



Turn signal switch

- ▶ Pressing the switch turns the turn signal off.




PASS Passing light control switch


Flashes the high beam headlight.



Start button

Engine stop switch

Should normally remain in the  (Run) position.

- ▶ In an emergency, switch to the  (Stop) position (the starter motor will not operate) to stop the engine.

