

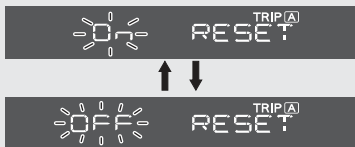


4 Activating/deactivating of tripmeter A, average fuel mileage, fuel consumption, average speed and elapsed time automatic reset mode:

You can also activate or deactivate the automatic reset mode by refueling after 1st (E) segment of the fuel gauge starts flashing. Activation is initially set.

- 1 Press the **SEL**  (up) button or the **SEL**  (down) button to select "On"(activate) or "OFF" (deactivate) in the automatic reset mode.



- 2 Press the **MODE** button. The activation/ deactivation of automatic reset mode is set, and then the display moves to the changing of the speed and mileage unit.