

## Instruments, Controls, & Other Features

1. Turn the ignition switch on while pressing and holding the **TOTAL/TRIP** button (▶ P. 20, 30).
  - ▶ The HISS indicator flashes once.
2. Turn the ignition switch off.


### EC Directive

This immobilizer system complies with R & TTE (Radio and Telecommunications Terminal Equipment and the mutual recognition of their conformity) Directive.

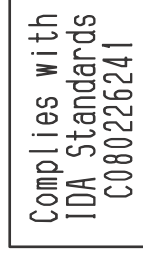


The declaration of conformity to R & TTE Directive is provided to the owner at the time of purchase. The declaration of conformity should be kept at a safe place. When the declaration of conformity is lost or is not provided, contact your dealer.

South Africa only



Singapore only




Brazil only



Agência Nacional de Telecomunicações

0542-08-3333



(01) 07898921465038

This equipment operates on a secondary basis and, consequently, must accept harmful interference, including from stations of the same kind, and may not cause harmful interference to systems operating on a primary basis.