


 **Horn button**

N-D Switch
To shift between Neutral and AT MODE.  P. 40

 **Start button**

Ignition Switch

Switches the electrical system on/off, locks the steering.

▶ Key can be removed when in the OFF or LOCK position.


Steering Lock  P. 31


AT/MT Switch

To shift between the AT MODE and MT MODE.

 P. 40

Engine stop switch

Should normally remain in the RUN  position.

▶ In an emergency, switch to the OFF  position to stop the engine.