





Maintenance Schedule

Maintenance

Items	Pre-ride Check ➔ P. 37	Frequency*1								Annual Check	Regular Replace	Refer to page	
		× 1,000 km	1	4	8	12	16	20	24				
		× 1,000 mi	0.6	2.5	5	7.5	10	12.5	15				
Drive Chain	☐		Every 500 km (300 mi): ☐ ☐										57
Brake Fluid *4	☐			☐	☐	☐	☐	☐	☐	☐	☐	2 Years	54
Brake Pads Wear	☐			☐	☐	☐	☐	☐	☐	☐			55
Brake System			☐	☐	☐	☐	☐	☐	☐	☐			54
Brake Light Switch				☐	☐	☐	☐	☐	☐	☐			68
Headlight Aim				☐	☐	☐	☐	☐	☐	☐			68
Lights/Horn	☐												-
Engine Stop Switch	☐												-
Clutch System	☐		☐	☐	☐	☐	☐	☐	☐	☐			61
Side Stand	☐			☐	☐	☐	☐	☐	☐	☐			56
Suspension				☐	☐	☐	☐	☐	☐	☐			-
Nuts, Bolts, Fasteners			☐		☐		☐		☐				-
Wheels/Tyres		☐		☐	☐	☐	☐	☐	☐	☐			44
Steering Head Bearings			☐			☐				☐			-

Notes:

- *1 : At higher odometer readings, repeat at the frequency interval established here.
- *2 : Service more frequently when riding in unusually wet or dusty areas.

- *3 : Service more frequently when riding in rain or at full throttle.
- *4 : Replacement requires mechanical skill.