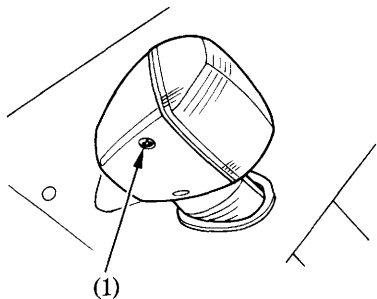
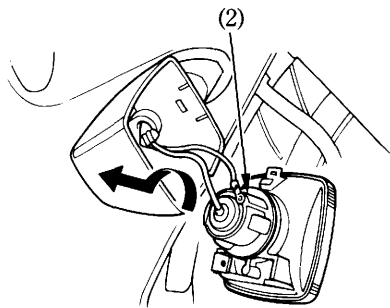


### Front/Rear Turn Signal Bulb

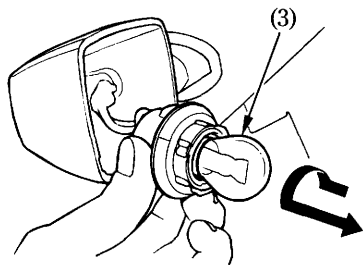
1. Remove the turn signal lens from the turn signal by removing the screw (1).
2. Turn the socket (2) 90° in either direction, then pull it out toward you.
3. Slightly press in on the bulb (3) and turn in 90° counterclockwise. Remove the bulb.
4. Install a new bulb in the reverse order of removal.



(1) Screw



(2) Socket



(3) Bulb