


## REAR WHEEL/SUSPENSION


Install and tighten the bolts securely.

Tighten the shock absorber lower mounting bolt and nut to the specified torque.

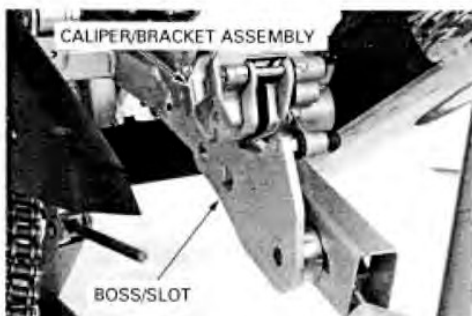
**TORQUE: 44 N-m (4.5 kgf-m, 33 lbf-ft)**



Install the brake hose guide and tighten the screw securely.



Install the rear brake caliper/bracket assembly on the swingarm aligning the slot on the bracket with boss on the swingarm.



Install the rear wheel (page 15-9), then place the motorcycle on level ground.  
Tighten the swingarm pivot nut to the specified torque.

**TORQUE: 88 N-m (9.0 kgf-m, 65 lbf-ft)**

Install the pivot caps.

