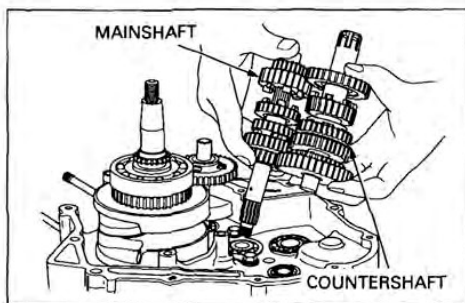


## TRANSMISSION

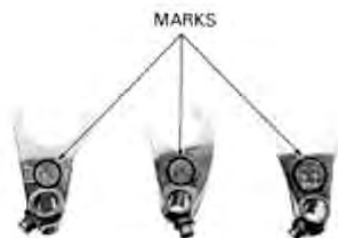
If the crankshaft removed, install the crankshaft and balancer first (page 13-5).

Apply engine oil to the countershaft oil seal lips. Install the mainshaft and countershaft as an assembly into the right crankcase. Be sure to install the three end washers (mainshaft; left side only/countershaft; both ends).




Each shift fork has an identification marks; "PR" (right), "PC" (center), "PL" (left).

Install the shift forks into the shifter gear grooves with the marks facing down (right crankcase side).



Apply molybdenum oil solution to the guide grooves in the shift drum and install it by aligning the shift fork guide pins with the guide grooves.



Apply molybdenum oil solution to the shift fork shaft insert it through the shift forks into the left crankcase.

