




Loosen the lock nut and adjusting nut, then remove the clutch cable from the clutch cable guide. Disconnect the clutch cable end from the clutch lifter arm.



Loosen the rear axle nut, R/L drive chain adjusting lock nuts and adjusting nuts. Push the rear wheel forward and make a drive chain slack fully.



Remove the two bolts and sprocket cover.



Remove the fixing plate bolts, fixing plate and drive sprocket.

