


Throttle cable stay

Remove the two screws and throttle cable stay.



Air cut-off valve


Remove the two screws.
Remove the valve cover, spring, O-ring and diaphragm.

NOTE:

The air cut-off valve cover is under spring pressure.


Check the following:

- diaphragm for pin holes, deterioration or damage
- spring for deterioration
- needle of diaphragm for wear
- air passages for clogging



Starting enrichment (SE) valve cover

Remove the two screws/washers.
Remove the valve cover and O-ring.



FLOAT CHAMBER

Remove the three screws and float chamber cover.

