





## RIGHT HANDLEBAR CONTROLS


### Engine Stop Switch

The engine stop switch (1) is next to the throttle grip. When the switch is in the  (RUN) position, the engine will operate. When the switch is in the  (OFF) position, the engine will not operate. This switch is intended primarily as a safety or emergency switch and should normally remain in the  (RUN) position.

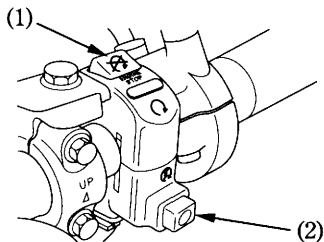
If your motorcycle is stopped with the ignition switch ON and the engine stop switch  (OFF), the headlight and taillights will still be on, resulting in battery discharge.

### Start Button

The start button (2) is below the engine stop switch (1).

When the start button is pressed, the starter motor cranks the engine. The starter motor will operate even if the engine stop switch is in the  (OFF) position when the start button is pressed. See page 84 for the starting procedure.

When the start button is pressed, the starter motor will crank the engine, the headlight will automatically go out, but the taillight will stay on.



- (1) Engine stop switch
- (2) Start button